



**KUALA LUMPUR UNIVERSITY
OF SCIENCE AND TECHNOLOGY**
(formerly known as Infrastructure University Kuala Lumpur)

User Manual

LMS: Online Course Registration

TABLE OF CONTENT

Access To Student Portal...	1
-----------------------------	---

MODULE 1: ACADEMIC	2
--------------------------	---

1. Course Registration.....	2
2. Print Course Registered	4
3. Academic Landscape.....	6
4. Exam Slip	6
5. Exam Result.....	8

MODULE 2: CLASS TIMETABLE... ..	9
---------------------------------	---

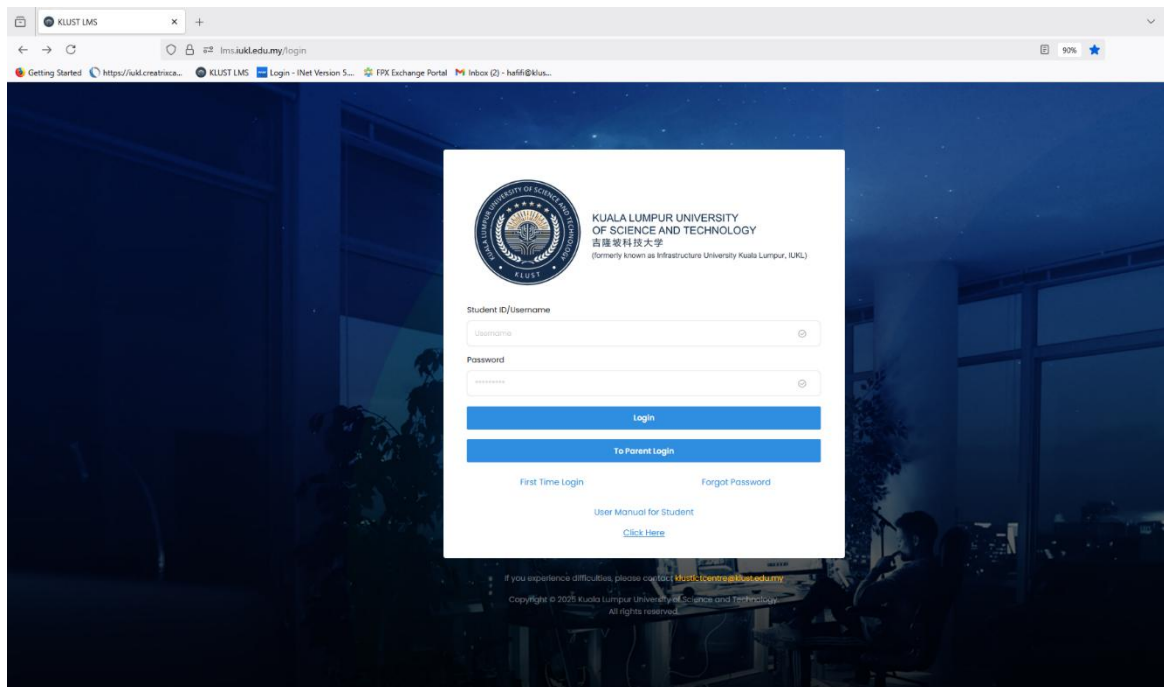
1. Class Timetable... ..	9
2. Course Timetable... ..	10

ACCESS TO STUDENT PORTAL

Launch Internet browser (Explorer/Mozilla Firefox/Chrome)

- i. Go to IUKL Student portal website at <http://lms.iukl.edu.my>. It will display the login page of the student portal.
- ii. For First time login,
Username: 'student id'
Password: 'IC no / Passport No' (Case sensitive)

Click "Login" button to proceed.



- iii. The system will prompt you to change your password immediately after the successful login.

Change Password

You Current Reset Password, Please Change your Reset Password to your Preference Password

Current Password

New Password

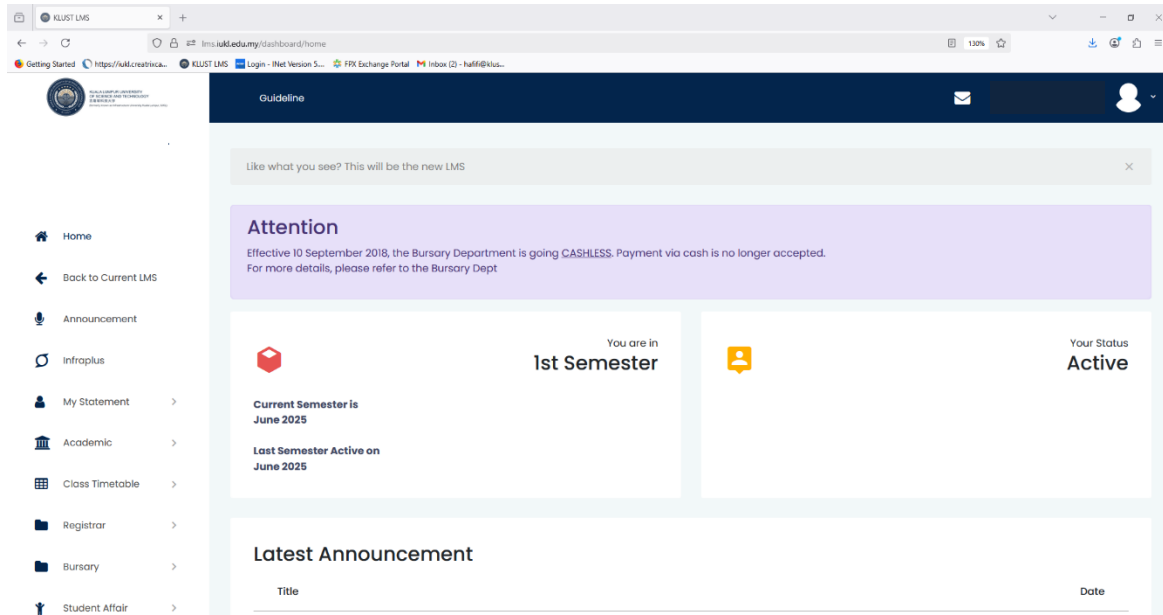
Reconfirm Password

Cancel

Change Later

Change

iv. After Password changed, Users will be redirected to the main interface of the student portal as follows:



MODULE 1: ACADEMIC

1. Course Registration

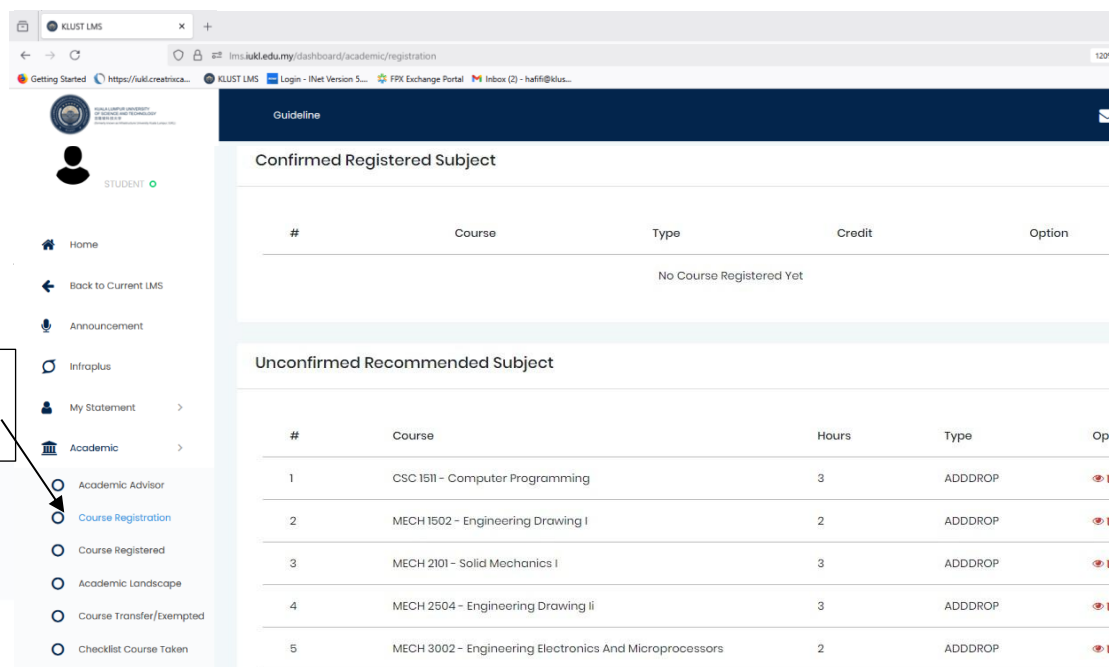
Course Registration is required at the beginning of each semester. The registration process should be done within the scheduled registration periods.

1.1 At the left panel click on “**Academic**” > **Course Registration**

This Course Registration page allows you to see the courses offered by IUKL and it also tells you which you are permitted to register in.

1.2 The Course Registration page contains 3 sections:

- i. CONFIRMED REGISTERED SUBJECT
- ii. UNCONFIRMED RECOMMENDED SUBJECT
- iii. VIEW LANDSCAPE SUBJECT.



1.3 A list of offer subjects for that particular semester will be displayed on this “UNCONFIRMED RECOMMENDED SUBJECT” page.

Course Registration

Course Registered

Academic Landscape

Course Transfer/Exempted

Checklist Course Taken

Exam Slip

Exam Result

Class Timetable





















Registrar

Bursary





Student Affair

Library

Unconfirmed Recommended Subject

#	Course	Hours	Type	Option
1	CSC 1511 - Computer Programming	3	ADDROP	 
2	MECH 1502 - Engineering Drawing I	2	ADDROP	 
3	MECH 2101 - Solid Mechanics I	3	ADDROP	 
4	MECH 2504 - Engineering Drawing II	3	ADDROP	 
5	MECH 3002 - Engineering Electronics And Microprocessors	2	ADDROP	 
6	MPU 3113 - Hubungan Etnik	3	ADDROP	 
7	MPU 3123 - Tamadun Islam & Tamadun Asia	3	ADDROP	 
8	MPU 3213 - Bahasa Kebangsaan A	3	ADDROP	 
9	MPU 3313 - Pengajian Islam 2	3	ADDROP	 
10	MPU 3323 - Pendidikan Moral 2	3	ADDROP	 
11	MPU 3342 - Makanan And Public Health	2	ADDROP	

1.4 To register the subject, student must **SELECT GROUP**.

1	CSC 1511 - Computer Programming	3	ADDROP	 
2	MECH 1502 - Engineering Drawing I	2	ADDROP	 

Group 1
MECH 1502 - Engineering Drawing I

Muhammad Fahmi Bin Md Isa

Type : Lab 2

Location : Block 9 - Iukl, Level 2, C206 Drawing Room

Wednesday

08:30 am - 12:30 pm

Is It Clashing : No

Exceed Limit Credit For this Semester : No

Course Prerequisite Exist : No

Quota : 0/20

Muhammad Fahmi Bin Md Isa

Type : Lab 1

Location : Block 9 - Iukl, Level 2, C206 Drawing Room

Tuesday

12:00 pm - 04:00 pm

Is It Clashing : No


Exceed Limit Credit For this Semester : No

Course Prerequisite Exist : No

Quota : 0/20

Available To Select : Yes

Select Group 1

Please click on '  ' to display all timetable for the

Select Group to register the subject

1.4.1 If subject quota full or timetable clashing, button selection will be disabled.

1.5 After successful register the subjects. List of your registered subjects will be displayed on **CONFIRMED REGISTERED SUBJECT** page.

Confirmed Registered Subject

#	Course	Type	Credit	Option
1	MECH 1502 - Engineering Drawing I	ADDROP	2	
Total Credit Taken			2	
Semester Credit Limit			9	

Unconfirmed Recommended Subject

#	Course	Hours	Type	Option
1	CSC 1511 - Computer Programming	3	ADDROP	
2	MECH 2101 - Solid Mechanics I	3	ADDROP	

Click on the trash icon to drop the subjects.

2. Print Course Registered

2.1 At the left panel click **Academic > Course Registered**

Print Course Registered

Click here to print the **Course Registration Slip**.

Registered subject for the current semester will be display here.

Course Registered

#	Course	Group	Type	Registered Date	Credit
1	MATH 1620-Engineering Mathematics II	2	CORE	07 / 11 / 2019	3
2	MECH 1802-Engineering Workshop	1	CORE	13 / 11 / 2019	2
3	MECH 2001-Electrical Technology	1	CORE	18 / 11 / 2019	3
4	MECH 2301-Fluid Mechanics I	1	CORE	06 / 11 / 2019	3

Academic > Course Registered
To view the subject registered

2.2 To print the Course Registration Slip

2.2.1 Print Course Registered Button

1/1

**COURSE REGISTRATION SLIP**
SEMESTER SEPTEMBER 2019

Branch : KUALA LUMPUR UNIVERSITY OF SCIENCE AND TECHNOLOGY Intake : SEPTEMBER 2018
Name : [REDACTED] Student ID : [REDACTED]
IC/Passport : [REDACTED] Semester Sequence : 4
Program : AME302 - BACHELOR OF MECHANICAL ENGINEERING (HONS)

#	Course ID	Course Name	Group	Date Registered	Course Type	Credit Hour
1	MATH 1620	ENGINEERING MATHEMATICS II	2	07/11/2019 10:27:36 AM	AUTO	3
2	MECH 1802	ENGINEERING WORKSHOP	1	13/11/2019 02:33:36 PM	ADDROP	2
3	MECH 2001	ELECTRICAL TECHNOLOGY	1	18/11/2019 04:20:53 PM	ADDROP	3
4	MECH 2301	FLUID MECHANICS I	1	08/11/2019 04:49:37 PM	ADDROP	3
5	MECH 2602	ENGINEERING MATERIALS	1	08/11/2019 04:49:38 PM	ADDROP	3
6	MPU 3442	FUTSAL 2	3	14/11/2019 05:06:12 PM	ADDROP	2
Total Registered Hours						18
Min Allowed Hours						12
Max Allowed Hours						18

** THIS IS A COMPUTER GENERATED SLIP, NO SIGNATURE REQUIRED DATE PRINT: 18/03/2020 06:43:50 PM

LEGEND:
- group not required
NG no group selected
MG multiple group selected

2.2.2 Clicking the 'Print Course Registered' button, it will direct you to your Course Registration Slip and the buttons at the bottom of the document allow you to save or print the document.



Click this button to print the Slip



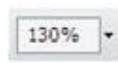
Click this button to save the slip



Click this button to scroll up and down



To view page by page



Zoom in/out to enlarge/shrink the screen

3. Academic Landscape

- 3.1 This page will list out the recommended academic plan, which is schedule based on your program and intake.
- 3.2 Helps you identify the course sequencing for every semester
- 3.3 Assists you in planning your schedule for both short and long semesters so that you can manage and plan your courses appropriately.
- 3.4 Assists you in anticipating the academic workload semester by semester as you pursue your program

Course Code	Course Name	Credit	Category	Created By
LANG 1307	INTERACTIVE SKILLS	3	CORE	NORIANA
MATH 1610	ENGINEERING MATHEMATICS I	3	CORE	NORIANA
MECH 1501	INTRODUCTION TO MECHANICAL ENGINEERING	1	CORE	NORIANA
MECH 1502	ENGINEERING DRAWING I	2	CORE	NORIANA
MPU 3123	TAMADUN ISLAM & TAMADUN ASIA	3	MQA	NORIANA
MPU 3143	BAHASA MELAYU KOMUNIKASI 2	3	MQA	NORIANA
MPU 3213	BAHASA KEBANGSAAN A	3	MQA	NORIANA
MPU 3263	OFFICE APPLICATION	3	MQA	NORIANA

4. Exam Slip

The exam slip must be printed and brought along to the exam hall. Without this exam slip, the invigilator has the right to deny the students to enter the examination hall.

- 4.1 At the left panel click **Academic > Exam Slip**

Academic > Exam Slip
To view the exam slip.

1st Semester

Last Semester Active on March 2020

Latest Announcement

Title
PTPTN JUNE APPLICATION...
LIBRARY: OVERDUE RETURNING BOOK...
THIS REMINDER NOTICE IS STRICTLY FOR LOCAL STUDENTS WHO FULFILL THE CRITERIA BUT...
Payment Counters on an Appointment Basis...

4.2. After click the Exam Slip, the page below will appear.

4.2.1 This page only shows the subject, student needs to click '**Print Exam Slip**' button to view the Examination Slip

The screenshot shows a sidebar menu on the left with options: Home, Back to Current LMS, Announcement, Intraplus, My Statement, Academic, Academic Advisor, Course Registration, Course Registered, Academic Landscape, Course Transfer/Exempted, Checklist Course Taken, Exam Slip (highlighted), Exam Result, Thesis Progress, and Thesis Logbook. The main content area has a red 'Print Exam Slip' button with a callout box saying 'Click here to print the Exam Slip.' Below this is a section titled 'Exam Slip for March 2020' containing a table with the following data:

Course Code	Name	Credit	Date	Time	Venue
ECON 1201D	Microeconomics	3	08/05/2020	START - END	No Venue - Online Examination
MPU 2163	Pengajian Malaysia 2	3	08/05/2020	START - END	No Venue - Online Examination

4.2.2 After click the Print Exam Slip, the **Examination Slip** will show as follows:
Here student can download or print the slip

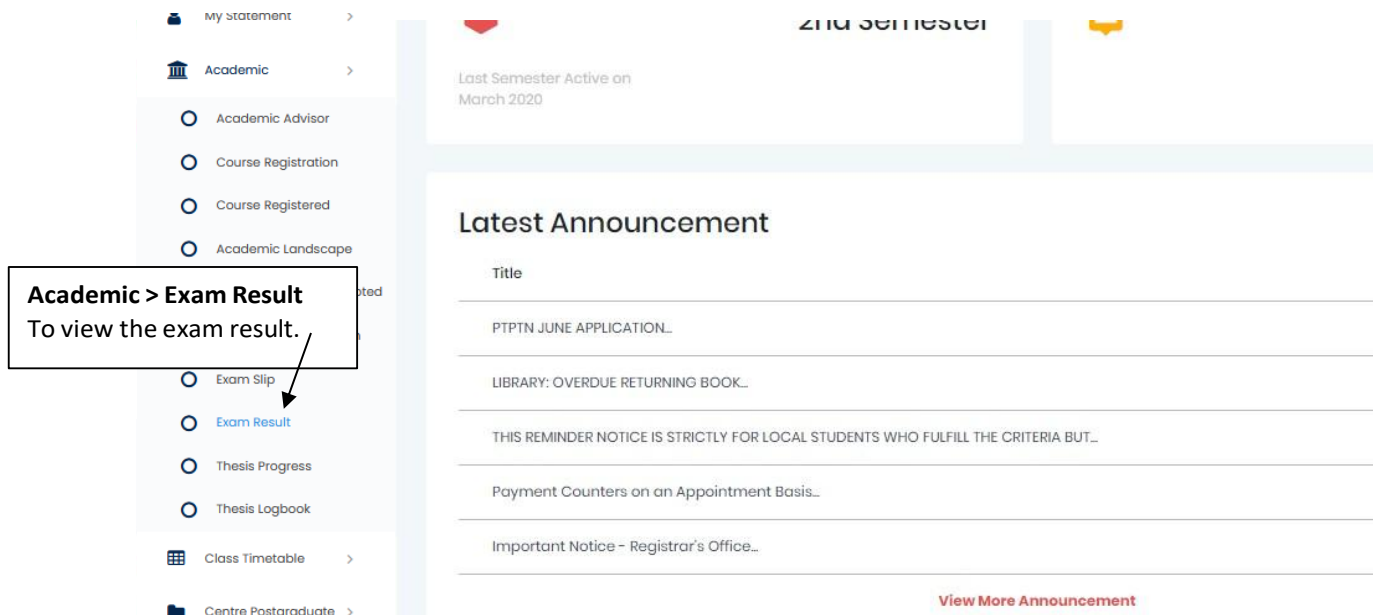
The screenshot shows the 'EXAMINATION SLIP SEMESTER JUNE 2025' page. At the top right, a callout box says 'Here the Exam ID' pointing to the 'Exam ID:' field. The student details are as follows:

NAME	: [REDACTED] FNAN MIRE	I/C	: [REDACTED]
INTAKE	: JUNE 2025	PASSPORT	: [REDACTED]
PROGRAM	: BACHELOR OF ARTS (HONS) TEACHING OF ENGLISH TO SPEAKERS OF OTHER	MATRIC NO	: [REDACTED]
		SEMESTER	: [REDACTED]

5. Exam Result

This page allows you to view or print your Exam Results. Students with outstanding fees or disciplinary issues are prevented from viewing the examination result.

5.1 At the left panel click **Academic > Exam Result**



The screenshot shows the left-hand navigation menu of a student portal. The 'Academic' menu is expanded, showing options like 'Academic Advisor', 'Course Registration', 'Course Registered', 'Academic Landscape', 'Exam Slip', 'Exam Result' (highlighted in blue), 'Thesis Progress', and 'Thesis Logbook'. A callout box points to 'Exam Result' with the text: 'Academic > Exam Result To view the exam result.'

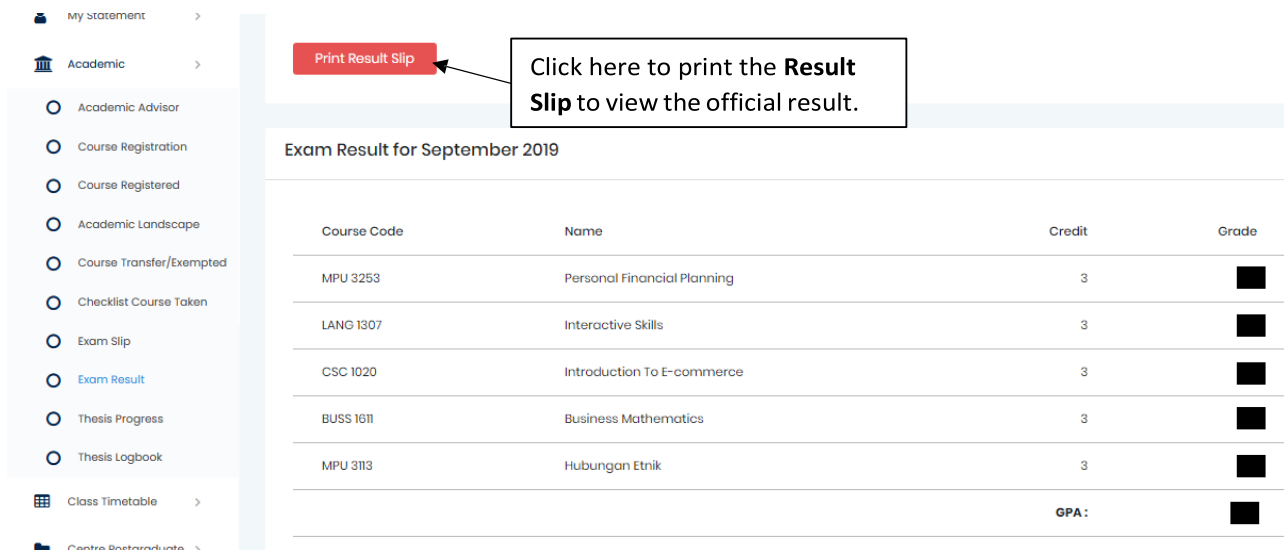
Latest Announcement

Title
PTPTN JUNE APPLICATION...
LIBRARY: OVERDUE RETURNING BOOK...
THIS REMINDER NOTICE IS STRICTLY FOR LOCAL STUDENTS WHO FULFILL THE CRITERIA BUT...
Payment Counters on an Appointment Basis...
Important Notice - Registrar's Office...

[View More Announcement](#)

5.2 Once inside the Examination page, your current semester exam result will show on the screen.


5.2.1 Students can print the **Result Slip** by selecting the “**Print Result Slip**” button.



The screenshot shows the 'Exam Result for September 2019' page. A red 'Print Result Slip' button is visible at the top left. A callout box points to this button with the text: 'Click here to print the Result Slip to view the official result.'

Course Code	Name	Credit	Grade
MPU 3253	Personal Financial Planning	3	■
LANG 1307	Interactive Skills	3	■
CSC 1020	Introduction To E-commerce	3	■
BUSS 1611	Business Mathematics	3	■
MPU 3113	Hubungan Etnik	3	■
GPA :			■

- 5.2.2 After click the Print Result Slip, the **Result Slip** will show as follows:
Here student can download or print the slip.


RESULT SLIP SEPTEMBER SEMESTER 2019

NAME : [REDACTED]

STUDENT ID : [REDACTED]

PROGRAMME : BACHELOR OF BUSINESS ADMINISTRATION (HONS)

FACULTY : FACULTY OF BUSINESS & ACCOUNTING

IC / PASSPORT : [REDACTED]

INTAKE : SEPTEMBER 2019

COURSE CODE	COURSE DESCRIPTION	CREDIT	GRADE
BUSS 1611	BUSINESS MATHEMATICS	3	[REDACTED]
CSC 1020	INTRODUCTION TO E-COMMERCE	3	[REDACTED]
LANG 1307	INTERACTIVE SKILLS	3	[REDACTED]
MPU 3113	HUBUNGAN ETNIK	3	[REDACTED]
MPU 3253	PERSONAL FINANCIAL PLANNING	3	[REDACTED]

GPA : [REDACTED]

Semester Credit Attempted : [REDACTED]

Semester Credit Earned : [REDACTED]

Academic Status : [REDACTED]

Endorsement Date : [REDACTED]

CGPA : [REDACTED]

Cumulative Credit Attempted : [REDACTED]

Cumulative Credit Earned : [REDACTED]

Credit Transferred : [REDACTED]

Credit Required for Graduation : [REDACTED]

MODULE 2: CLASS TIMETABLE

1. Class Timetable

When you have registered for all your courses, click on the View My Timetable link to view your Timetable. A grid showing your current timetable will be displayed.

1.1 At the left panel click **Class Timetable > My Timetable**

- [Home](#)
- [Back to Current LMS](#)
- [Announcement](#)
- [InfraPlus](#)
- [My Statement](#)
- [Academic](#)
- [Class Timetable](#)
- [My Timetable](#)
- [Building](#)
- [Course](#)
- [Centre Postgraduate](#)
- [Registrar](#)

[Print Timetable](#)

Click here to print the Timetable

Class Timetable

	08:00 AM	08:30 AM	09:00 AM	09:30 AM	10:00 AM	10:30 AM	11:00 AM	11:30 AM	12:00 PM	12:30 PM	01:00 PM	
SUNDAY												
MONDAY												MECH 2001 Electrical Technology Thana Pakiam A/p Krishnan Group 1 Class Type : Lecture Location:Block 4 - Iukl Level 1, E65
TUESDAY					MATH 1020 Engineering Mathematics II Tan Tok Kun Group 2 Class Type : Lecture Location:Block II, Level 1, 107							MECH 1802 Engineering in Block Fd Group 1 Class Type Location:Bk
WEDNESDAY			MECH 2602 Engineering Materials Ida Rayyada Binti Daud Group 1 Class Type : Lecture Location:Block 2 - Iukl Level 1, M15				MECH 2301 Fluid Mechanics I Nik Nurani Binti Azhari Group 1 Class Type : Lecture Location:Block 9 - Iukl Level 2, C201		MECH 2001 Electrical Technology Thana Pakiam A/p Krishnan Group 1 Class Type : Tutorial Location:Block 4 - Iukl Ground Floor, E19			
THURSDAY					MATH 1020 Engineering Mathematics II Tan Tok Kun Group 2				MECH 2602 Engineering Materials Ida Rayyada Binti Daud Group 1			MPU 3442 Futsal 2 Eshan Ahmad Group 3

Class Timetable > My Timetable
To view the subject registered timetable.

1.2 Print Timetable Button

1.2.1 Clicking the 'Print Timetable' button will direct you to your class timetable for the semester. If you find any discrepancies (for example, one or more subjects are not in the timetable), do check with your respective lecturers or the timetable coordinator for further clarification.

1.2.2 To print timetable, right click then print.

Class Timetable

	08:00 AM	08:30 AM	09:00 AM	09:30 AM	10:00 AM	10:30 AM	11:00 AM	11:30 AM	12:00 PM	12:30 PM	01:00 PM	01:30 PM	02:00 PM	02:30 PM	03:00 PM	03:30 PM	04:00 PM	04:30 PM	05:00 PM	05:30 PM	06:00 PM
SUNDAY																					
MONDAY															MECH 2001 Electrical Technology Group 1 Class Type: Lecture Location:Block 4 - Jukl Level 1, E65						
TUESDAY					MATH 8620 Engineering Mathematics II Group 2 Class Type: Lecture Location:Block II, Level 1, I27														MECH 8602 Engineering Workshop Group 1 Class Type: Lecture Location:Block 3 - Jukl Level 1, MI 12		
WEDNESDAY			MECH 2602 Engineering Materials Group 1 Class Type: Lecture Location:Block 3 - Jukl Level 1, MI 5						MECH 2301 Fluid Mechanics I Group 1 Class Type: Lecture Location:Block 9 - Jukl Level 2, C201				MECH 2001 Electrical Technology Group 1 Class Type: Tutorial Location:Block 4 - Jukl Ground Floor, B1 9								
THURSDAY					MATH 8620 Engineering Mathematics II Group 2 Class Type: Tutorial Location:Block II, Level 1, I22						MECH 2602 Engineering Materials Group 1 Class Type: Tutorial Location:Block 3 - Jukl Level 1, MI 1							MPU 3442 Futsal 2 Group 3 Class Type: Practical Location:Multipurpose Hall, Ground Floor, Futsal Court			
FRIDAY			MECH 8602 Engineering Workshop Group 1 Class Type: Practical Location:Block 3 - Jukl Ground Floor, Mechanical Workshop 1											MECH 2301 Fluid Mechanics I Group 1 Class Type: Tutorial Location:Block 9 - Jukl Level 2, C204							
SATURDAY																					

2. Course Timetable

2.1 At the left panel click **Class Timetable > Course**

2.2 Proposed of this screen is for student who wish to see other subject timetable, which not in the list under unconfirmed recommended subject.

- Course Transfer/Exempted
- Checklist Course Taken
- Exam Slip
- Exam Result
- Thesis Progress
- Thesis Logbook
- 📅 Class Timetable >
- My Timetable
- Building
- Course
- 📁 Centre Postgraduate >
- 📁 Registrar >
- 📁 Bursary >
- 👤 Student Affair >

Course Timetable

Search Course

-- Please Select Course --

Select the Course here

2.3 Select the course under Search Course and the timetable for that subject will show at bottom.

○ Academic Landscape

○ Course Transfer/Exempted

○ Checklist Course Taken

○ Exam Slip

○ Exam Result

○ Thesis Progress

○ Thesis Logbook

📅 Class Timetable >

○ My Timetable

○ Building

○ Course

📁 Centre Postgraduate >

📁 Registrar >

📁 Bursary >

👤 Student Affair >

Course Timetable

Search Course

ARCH 2460D - Environmental Design

Class Timetable

	08:00 AM	08:30 AM	09:00 AM	09:30 AM	10:00 AM	10:30 AM	11:00 AM	11:30 AM	12:00 PM	12:30 PM	01:00 PM	01:30 PM	02:00 PM	02:30 PM	03:00 PM	03:30 PM	04:00 PM	04:30 PM	05:00 PM
SUNDAY																			
MONDAY																			
TUESDAY																			
WEDNESDAY																			
THURSDAY																			
FRIDAY																			
SATURDAY																			

2.3.1 Student can only view the class timetable to check if clashing or not. If they wish to register that subject, student need to see their academic advisor for register manually.